


# **POSITIVE & NEGATIVE SPACE**

Paper Cut Project



## KARA WALKER: CRITIQUE



Kara Walker  
*The Emancipation  
Approximation* (2000)



Kara Walker  
*Restraint*, 2009

## KARA WALKER



*Shame she says is the most transgressive the most pervasive of personal emotions.* Shame can overcome all other states of emotion, anger, rage, fear, happiness and all others. Walker says it is interesting to put that on the table, to elicit a feeling of shame from others and that is what Walkers work does. Her images reach into ourselves and stir up all of these emotions as she playfully uses violence, race, gender and our own American history to stimulate those emotions.

The Emancipation  
Approximation 2000  
Kara Walker

## ARTIST: KARA WALKER



Facts at a glance:

Name: Kara Walker

Birth: Stockton, California 1969

Currently: Professor of Visual Arts @  
Columbia in NYC

Process: best known for her cut-paper  
silhouettes.

Theme: “Most pieces have to do with  
exchanges of power, attempts to steal power  
away from others.” has described her work as  
**“Fantasy Clothed in History.”**

Key Ideas: [Representing Race](#), [History](#):  
[Collusion of Fact and Fiction](#), [Narrative](#),  
[Desire and Shame](#), and [Humor](#).

### Artist Statement:

I find that I am rewriting History, trying to make it resemble me, Kara, but doing it in little bits and pieces. It's a monomaniacal undertaking, but there is a lot of damage to undo. I mean that's the only way history is written anyway, in little pieces.

## KARA WALKER



Kara Walker. *Exodus of Confederates from Atlanta*,  
from the portfolio *Harper's Pictorial History of the Civil War (Annotated)*. 2005.

A close-up shot of a woman with dark, curly hair, looking slightly to her left. She is wearing a blue and white striped collared shirt over a dark turtleneck. The background is a window with a grid pattern, through which a bright, blue-tinted light is visible. The overall mood is contemplative or serious.

está todo cargado con las  
más profundas...



## PRINCIPLE OF ART BALANCE

Balance: Balance is concerned with the distribution of visual interest -- **what is where** in a composition. There are two main kinds of balance you will use in this project: symmetrical and asymmetrical.



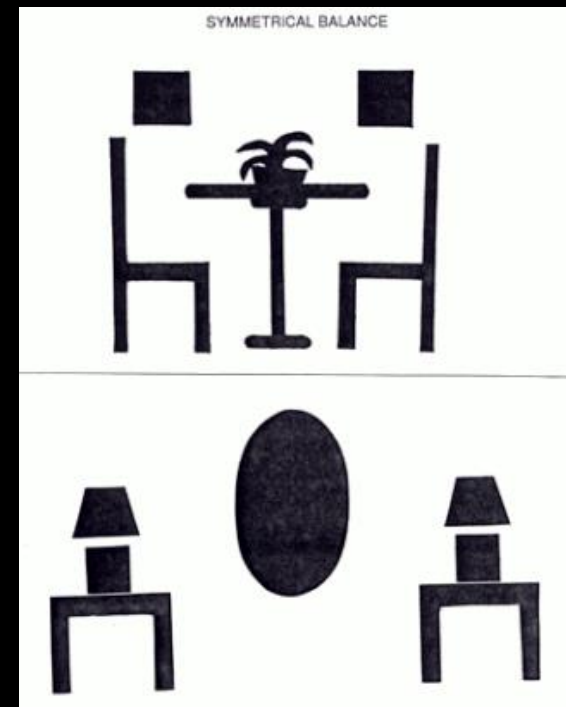
[More about Balance](#)



## PRINCIPLE OF ART BALANCE

### Symmetrical Balance:

Symmetry means a mirror image -- one side is the mirror image of the other. Symmetry can occur in any orientation as long as the image is the same on either side of the central axis.



## PRINCIPLE OF ART BALANCE

### ASYMMETRICAL BALANCE


Asymmetry means without symmetry. That by itself has nothing to do with balance. It just means that there are no mirror images in a composition. There is no simple formula for achieving balance in asymmetrical balance (hence the term **informal balance**) so the designer must sense whether or not the composition is balanced. This is where your sense of balance really comes into play.



## NOTAN


Notan is a Japanese word which means "dark-light." The word, however, means more than that. The principle of Notan as it relates to design is defined as the interaction between positive (light) and negative (dark) space.

Western culture tends to emphasize the positive elements of design, also known as the *figure* (main subject), with less emphasis on *ground*, or negative space. Eastern culture, the originator of Notan, seeks a more balanced view of the world and of design as it relates to our human experience of the world.




# NOTAN

Japanese design concept involving the play and placement of light and dark next to each other



"Yin and Yang: Ancient symbol of dual forces held in unity. Yang represents the active or masculine, the Yin the passive or feminine. The line bisecting the center represents the movement or play around the changing center."



"This is a variation of the Yang-Yin symbolizing the horizon with the rising and setting sun ."





To make Notan, equal emphasis must be placed on opposing light and dark shapes.

[Notan Video](#)










#2

#1

#3

TRIPLE CUT







## REQUIREMENTS

Create a paper cut using positive and negative space based off of the Japanese art of Notan.

Before you begin must sketch out four design ideas and create a mock up and write an artist's statement about your chosen idea(worth 30 points total.) You must have a theme.

Needs a creative and complex design

Must have a Theme


Must use double and triple cuts

Must use all of your pieces

Must be neat with clean lines (craftsmanship)

Use of third/fourth color is optional

## STUDENT EXAMPLES: MOCK UP



**STUDENT EXAMPLES: MOCK UP**





**STUDENT EXAMPLES: FINAL  
PROJECT**



**STUDENT EXAMPLES: FINAL  
PROJECT**





STUDENT EXAMPLES: FINAL  
PROJECT



# STUDENT EXAMPLES: FINAL PROJECT



## RESOURCES

[More on Positive & Negative  
Space](#)

[More on Notan](#)

[Kara Walker Website](#)

